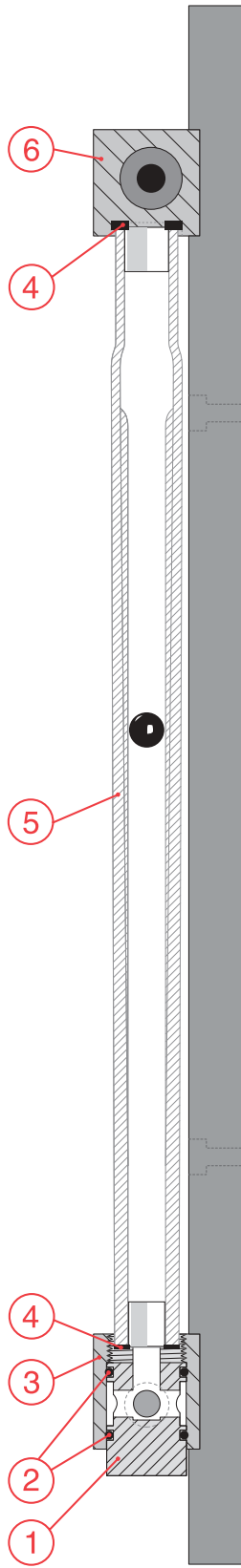
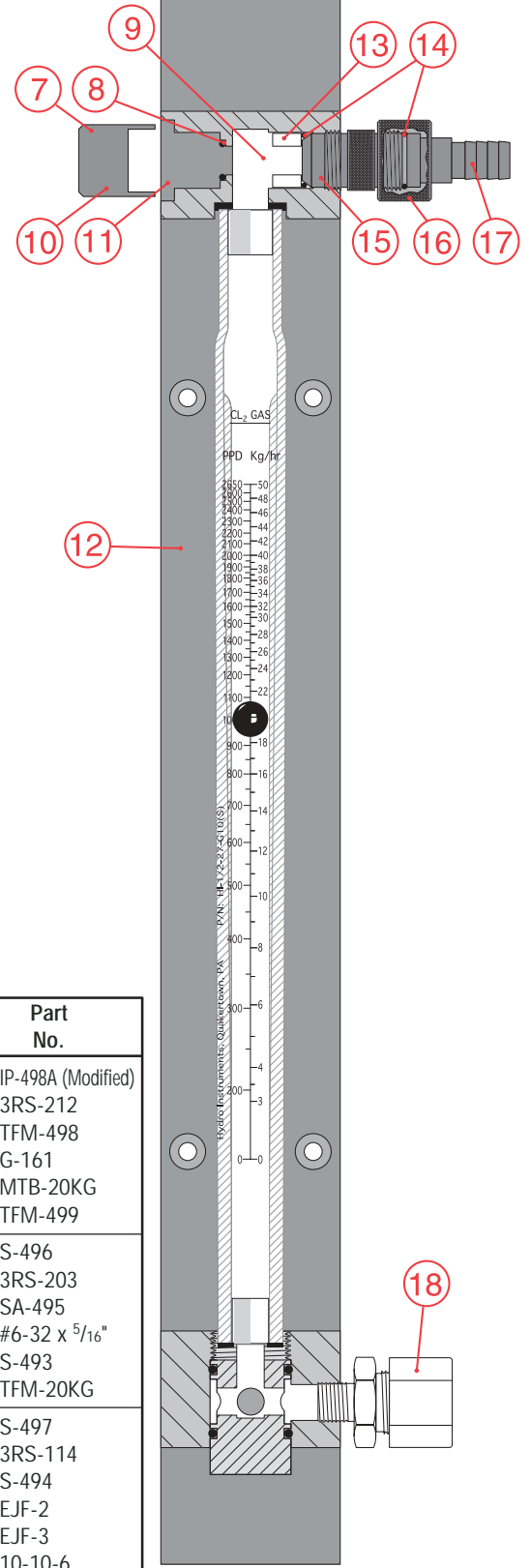



SIDE VIEW



FRONT VIEW



Item No.	Description	Quantity	Part No.
1	Inlet Plug	1	IP-498A (Modified)
2	O-Rings	2	3RS-212
3	Bottom Meter Block	1	TFM-498
4	Meter Gaskets	2	G-161
5	Flow Meter Tube	1	MTB-20KG
6	Top Meter Block	1	TFM-499
7	Rate Valve Knob	1	S-496
8	O-Ring	1	3RS-203
9	Rate Valve	1	SA-495
10	Rate Valve Knob Set Screw (stainless)	1	#6-32 x 5/16"
11	Rate Valve Bonnet	1	S-493
12	Meter Panel	1	TFM-20KG
13	Rate Valve Seat	1	S-497
14	O-Rings	2	3RS-114
15	Rate Valve Seat Retainer	1	S-494
16	Knurled Fitting (nut)	1	EJF-2
17	Gray Tubing Connector	1	EJF-3
18	5/8" Tubing x 3/8" NPT Tube Connector	1	10-10-6



 Date: Sept. 2002
 Scale: 40%
 Dwg. No. RM-20

1000 PPD REMOTE METER